

■ Taiko suggests Three steps for defense against virus and bacteria

Defense from contact

Infection control in office
and home

- Wash hand
- Social distancing
- Wearing mask
- Cough etiquette

+

- Removal of surface-
adhering viruses
/bacteria by chlorine
dioxide solution



Defense from aerial

Spatial infection control
in office and home

- Ventilation
- Indoor temperature control
«Relative humidity 50% temperature 20°C»

+

- Removal of airborne
viruses/bacteria



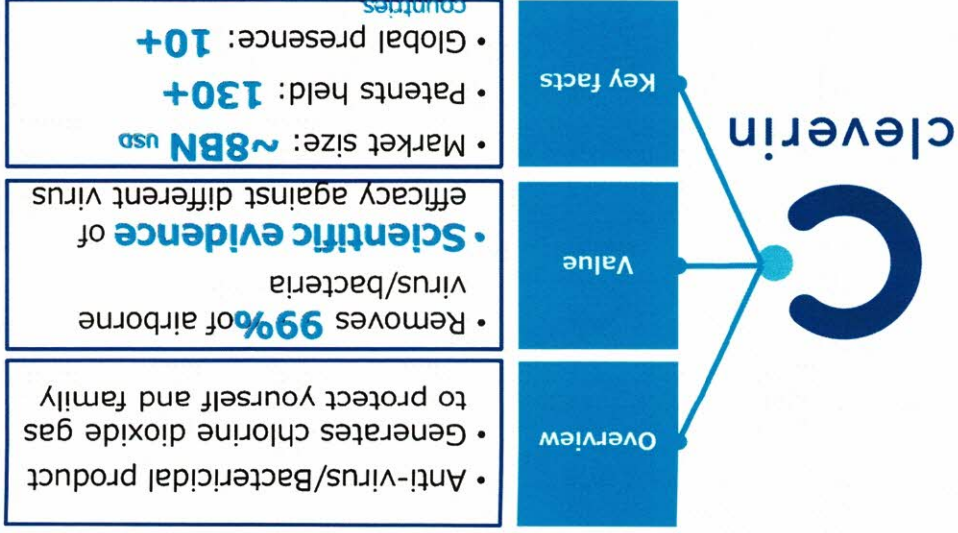
Defense inside the body

Vaccination • administration
of antiviral medications.

Through
Government and
medical institutions



■ What is Cleverin?



Cleverin pen type
 Reduce viruses/germs in the air, about 20 cm in radius
 "24-hour personal bodyguard. Wear it on your chest to protect yourself"



1month 1100JPY
 ≈ 10 USD
 Retail Price



Cleverin spray
 Quick and easy removal of viruses and bacteria for a certain spot
 "Quick and effective to remove your concern, anywhere you want"



Retail Price
 • Mini Spray 1100JPY
 ≈ 10 USD
 • Spray 1980JPY
 ≈ 18 USD



Cleverin gel
 Comprehensive removal of viruses and bacteria within 24hrs once used
 "Daily life-essential for a safe and clean living environment to your family"



Retail Price
 60g 10m²/1Month
 ≈ 10 USD
 1100JPY

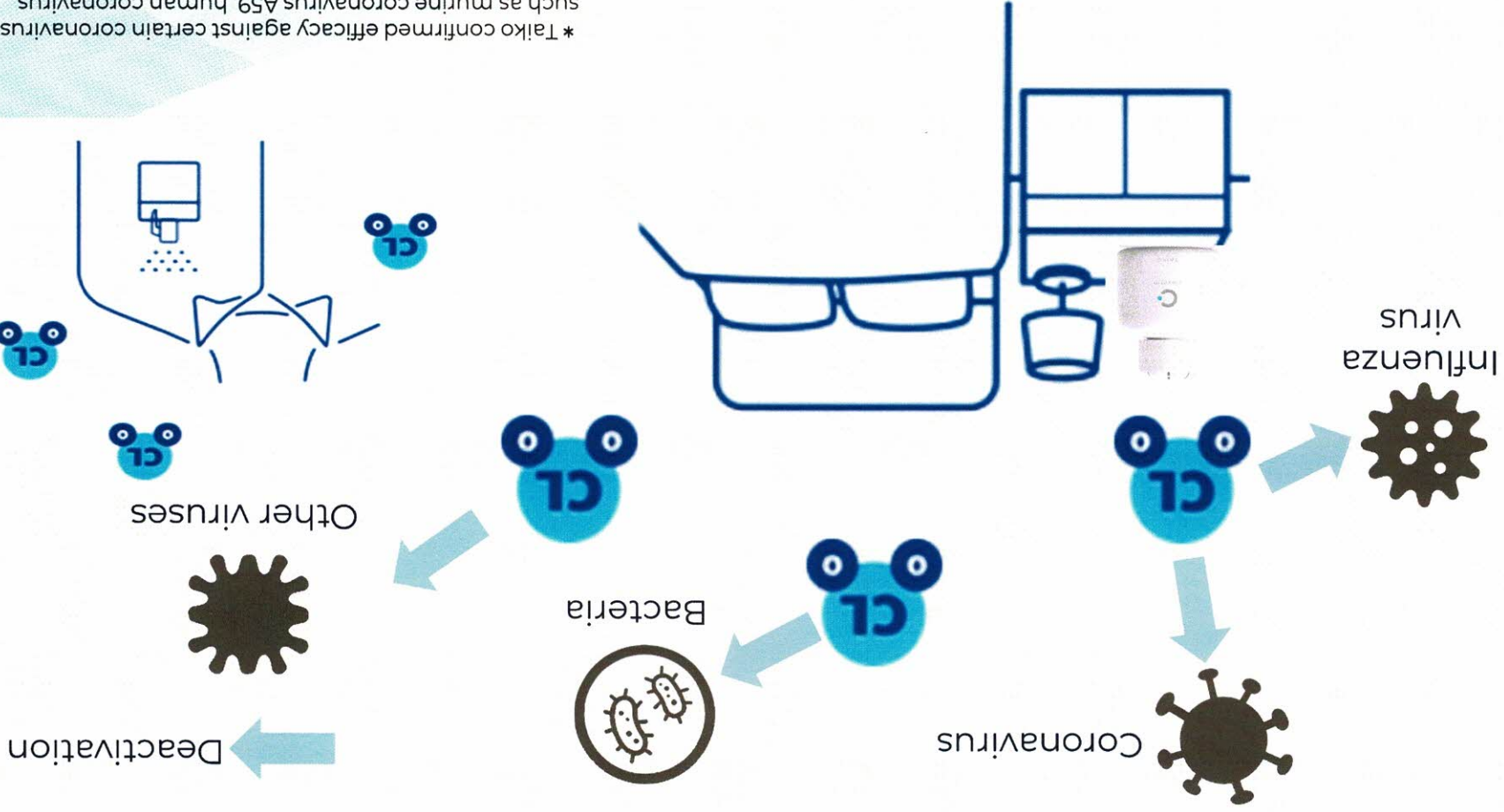


Retail Price
 150g 20m²/2Months
 ≈ 20 USD
 2200JPY



■ How it works?

Adequately controlled level of ClO_2 (chlorine dioxide) can **remove more than 99%** of specific viruses and bacteria in the air

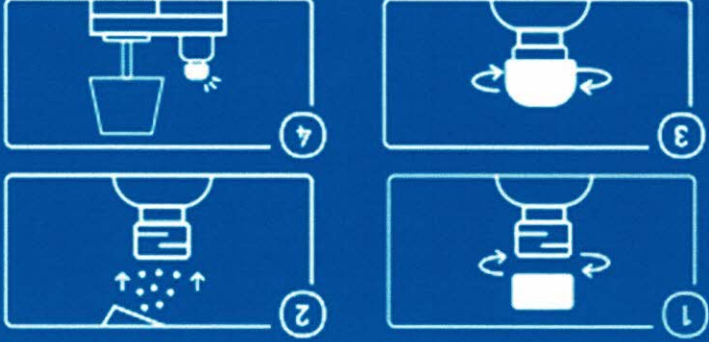


* Taiko confirmed efficacy against certain coronavirus such as murine coronavirus A59, human coronavirus OC43.

■ How to use it?




How to use:



1. Take care not to spill the liquid out from the bottle and remove the cap.
2. Put all of the provided granules into the bottle.
3. Put the accompanying cap on the bottle and turn it until it clicks. Then leave it still for 15 minutes. (The accompanying cap cannot be easily removed once it is fixed)
4. Place it in a stable place. Please keep it out of reach from children and pets.

How to use:



1. Open the bag and remove the stick refill. Gently bend it until a snapping sound is heard.
2. Shake it gently to mix it up. (The contents of the stick will turn yellow within about 10 minutes after mixing.) Insert the refill into the case.
3. Clip it on your clothes. 1 refill can last for 2 weeks.

■ Efficacy Data

Removal effect of Cleverin Gel against viruses/bacteria.



Removal of surface-adhering viruses/bacteria.
Cleverin Gel reduces $\geq 99.9\%$ of surface-adhering viruses/bacteria.

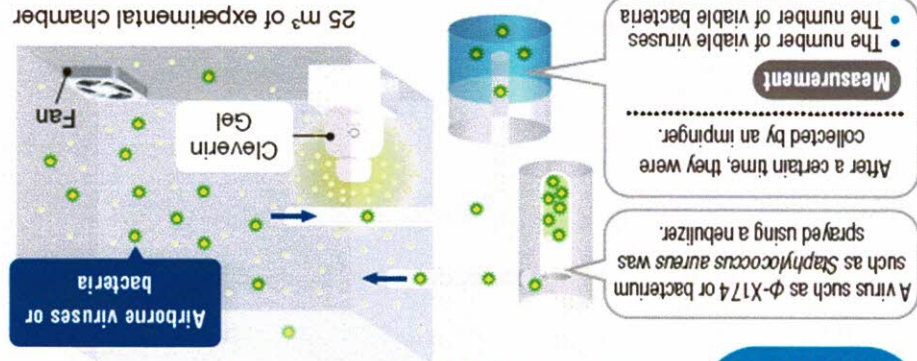


■ The number of surface-adhering viruses/bacteria after Cleverin Gel was installed

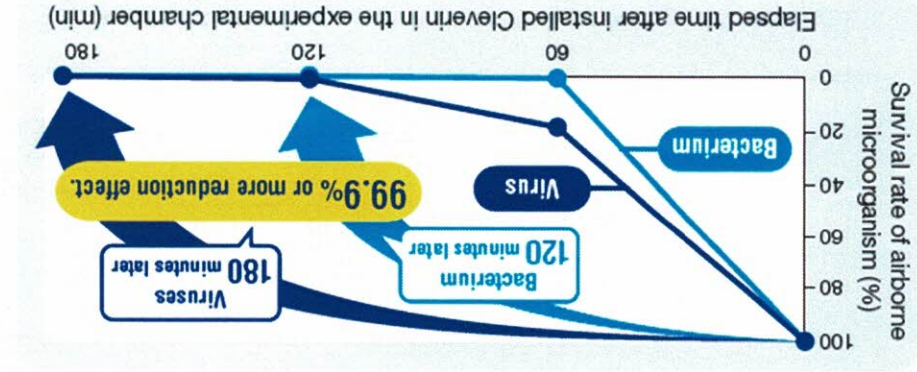


According to research by Taliko Pharmaceutical Co., Ltd.

Removal of airborne viruses/bacteria.
Cleverin Gel reduces $\geq 99.9\%$ of airborne viruses/bacteria.



■ The number of airborne viruses/bacteria after Cleverin Gel was installed




According to research by Taliko Pharmaceutical Co., Ltd.

Cleverin Promotions in Overseas



High-end Shopping Mall



Subway Ad



Digital promotion



Web-site & LINE promotion



Digital promotion



FB & Display



FB



Sales Channel in Japan



Drug stores



NO.1 株式会社ワルホー・ルチヤクス
Welcia (welcia) エルボホールディングス株式会社
NO.2



GMS



CVS



NO.1 /AEON



NO.2 F-FAMMART



NO.2 FamilyMart



Pharmacies



NO.2 日本調剤



薬樹 (Yakushiki)



Home
improve
nt store



NO.1 DCMホーム・ルチヤクス



NO.2 CAINZ